

Rev 1.0 - 14 March 2019

PRODUCT CODE - 322

## INTRODUCTION


*Newton 322-SP is a two-part, low-viscosity, MDI-based injection resin which is delivered by conventional packers or via the [Newton 302 Injection Hose](#) joint sealing system, and is especially suitable for the sealing of very fine cracks and joints, wet or dry, within reinforced concrete structures, even where future movement is expected.*

*Where water is present the resin will react to form a flexible, closed-cell foam, but the volumetric increase will not exceed 10% of the original volume. Where no water is present, a flexible polyurethane is formed to seal water leaks. Newton 322-SP is one of a range of injections resins that form the [Newton ReSeal System](#) for the sealing of water leaks.*

*The cured resin has excellent adhesion to concrete and metal and will not dry out or shrink, will not swell when in contact with water and is non-corrosive to metal. Because of its very low viscosity, Newton 322-SP is able to pass around the high-foaming [Newton 320-FP](#) that has been used for the Stage 1 stemming of high water flow and high water-pressure leaks, to fully seal the surrounding fine cracks, joints and voids to complete the water sealing operation.*

*Newton 322-SP is a specialist product that should only be applied by trained waterproofing professionals and is injected using a standard single component pump within the working time of the product or a standard two-component pump.*

### PACKAGING



Part A - Resin

Part B - Resin

### APPLICATION



### SEALING STAGES\*



## PROPERTIES

E - Expansion; F - Flexibility; V - Viscosity; A - Adhesion; - R<sup>1</sup> - Reaction Time (Quickest) - R<sup>2</sup> - Reaction Time (Longest)



Green is longer or greater, red is less or lower

## ATTRIBUTES

- Low viscosity and so able to seal very fine cracks
- When in contact with water the resin will foam slightly to form a closed-cell polyurethane foam
- In dry substrate, Newton 322-SP penetrates deeply to form a flexible, polyurethane seal
- Stable with no further shrinkage or expansion
- Flexible with low strength

## KEY BENEFITS

- Penetrates deep into fine cracks
- Slow reaction times and long working life
- Exhibits high levels of chemical resistance
- Very good adhesion to concrete and steel
- Suitable for use within injection hose systems such as [Newton 302 Injection Hose](#)

## SUITABLE SUBSTRATE

Concrete, Masonry & Steel

\*See page 4 for explanation.



## TYPICAL APPLICATION

- Deep sealing of wet or dry joints and fine cracks
- Stage 2 sealing to complete the water sealing operation after Stage 1 has been carried out
- Post construction sealing of construction joints within reinforced concrete structures via Newton 302 Injection Hose

# NEWTON 322-SP

## Flexible Sealing Injection Resin

### NEWTON RESEAL SYSTEM - TECHNICAL DATA

PROPERTIES	320-FP	321-FSP	322-SP	323-SA	324-SR
<b>MAIN USE</b>	Stage 1 stemming of high flow water leaks	Stage 1 stemming and Stage 2 sealing of water leaks	Stage 2 sealing of water leaks & Injection Hoses	Stage 2 sealing of water leaks, Injection Hoses & Curtain Injection	Where movement or settlement is expected. Movement joints.
Material	Polyurethane	Polyurethane	Polyurethane	Acrylic	Acrylic Rubber
Foaming	Yes - with water	Yes - with water	Yes - with water	No	No
Sealing	No	No	Yes - No water	Yes	Yes
Parts	2	1	2	4 (one being water)	5
Catalyst	Yes	No	No	Yes	Yes
Pack size - kg	25 + 2.3	25	12 + 13.2	25 + 1.25 + 0.06	See pages 1 & 3
Part A	Polyurethane	Polyurethane	Polyurethane - A	Acrylic resin	Acrylic resin
Part B	Catalyst	N/A	Polyurethane - B	Catalyst	Additive
Part C	N/A	N/A	N/A	Initiator	Catalyst
Part D	N/A	N/A	N/A	Water	Strengtheners
Part E	N/A	N/A	N/A	N/A	Initiator
Viscosity at 20°C	111 mPa/s	280 mPa/s	103 mPa/s	60 mPa/s	25 mPa/s
Viscosity Category	Low	Medium - low	Low	Very low	Very low
Is water required	Yes - to foam	Yes - to foam	No - Yes to foam	No - hydrophilic	No
Water source	Within substrate	Within substrate or added	Within substrate	Added	N/A
Controlled reaction	Yes - by catalyst	No	No	Yes - by initiator	Yes - by initiator
Final form	Rigid open cell foam	Flexible closed cell foam	Flexible closed cell foam or resin	Flexible & elastic hydrophilic resin	Very flexible & elastic rubber gel
Final performance	Stable	Stable	Stable	Swells with water	Stable
Shrinkage	No	No	No	Slight	Slight
Flexibility	None	Some	Good	Very good	Extremely good
Working time	Use immediately	Use immediately	60 mins	Working day	Working day
Reaction time	15 sec to 4 min	2 minutes	6 hours to 5 days	44 sec to 20 min	18 sec to 18 min
Rate of expansion	1700-2200%	300%	10%	290%	120%
Adhesion	Good	Good	High	High	Very high
<b>SUBSTRATES</b>	<b>320-FP</b>	<b>321-FSP</b>	<b>322-SP</b>	<b>323-SA</b>	<b>324-SR</b>
Concrete	Yes	Yes	Yes	Yes	Yes
Steel	Yes	Yes	Yes	Yes	Yes
Mortar	No	Yes	Yes	Yes	Yes
<b>USES</b>	<b>320-FP</b>	<b>321-FSP</b>	<b>322-SP</b>	<b>323-SA</b>	<b>324-SR</b>
Running water	Stage 1	Stage 1 & 2	Stage 2	Stage 2	Stage 2
Large dry cracks	No	Yes*	Yes	No	Yes
Fine wet cracks	No	Stage 1 & 2	Stages 1 & 2	Yes	Yes
Fine dry cracks	No	Stage 1 & 2	Yes	Yes	Yes
Voids/porosity - wet	Stage 1	Stage 1 & 2	Stage 2	No	No
Voids/porosity - dry	No	Stage 1 & 2	Yes	Yes	Yes
Injection hoses	No	No	Yes	Yes	No
Curtain injection	No	No	No	Yes	Yes*
Penetrations - wet	Yes	Yes	Yes	Yes	Yes
Penetrations - dry	No	Yes*	Yes	Yes	Yes
Structural repair	No	No	No	No	No
Movement expected	No	Yes*	Yes	Yes	Yes
Movement joints	No	No	No	No	Yes

The above data, even if carried out according to regulated tests are indicative and they may change when specific site conditions vary. \*Better options available.

# NEWTON 322-SP

## Flexible Sealing Injection Resin

TECHNICAL DATA			
Features	Part A	Part B	Units
Appearance	Colourless liquid	Dark brown liquid	
Viscosity at 20°C	144	62	mPas
Density	1.005	1.105	g/ml
Features	Mixed Product	Units	Test Standard
Appearance	Brown liquid		
Initial viscosity at 20°C	118	mPas	
Density	1.052	ml	
Working time at 20°C	60	Minutes	
Evaluation of reactivity at 20°C (time needed for 1kg mix to rise from 20°C to 40°C in a 1L recipient)	28	Minutes	
Mixing ratio of Part A : Part B	1.2 : 1.32	kg	
Loss of deformation after cyclic compression test	< 20	%	
Hardness	72	Shore A	
Watertightness under pressure at 2 x 10 <sup>5</sup> Pa	Waterproof		EN 14068
Compatibility with concrete	Pass (Compatible)		EN 12637-1
Modulus of elasticity (5 days at 25°C)	6.6	MPa	EN ISO 527
Tensile strength (5 days at 25°C)	> 3	N/mm <sup>2</sup>	EN ISO 527
Elongation at break (5 days at 25°C)	128	%	EN ISO 527
Injectability into a dry sand column (0.1 mm - 0.3 mm)	Easy to inject		EN 1771
Injectability into a wet sand column (0.1 mm - 0.3 mm)	Easy to inject		EN 1771
Adhesion to dry concrete at 3°C	1.30	N/mm <sup>2</sup>	EN 12618-1
Adhesion to wet concrete at 3°C	0.63	N/mm <sup>2</sup>	EN 12618-1
Adhesion to a sandblasted metal plate at 3°C	3.59	N/mm <sup>2</sup>	EN 12618-1
Elongation at 3°C	117	%	EN 12618-1
Glass transition temperature	- 35.2	°C	EN 12614
Curing Performance	12°C	25°C	Units
Time until no longer a liquid	10	6	Hours
Time until completely cured	7	5	Days

### PACKAGING

Part A - 12 kg

Part B - 13.2 kg

### LIFE EXPECTANCY

When specified, installed and protected in accordance with the Data Sheet, fully and permanently isolated from UV light and physical damage or wearing, and only to those substrates confirmed within, Newton 322-SP has a service life that can be equal to the design life of the structure.

### SPECIFICATION

Newton Waterproofing Systems are in partnership with RIBA NBS who publish details of our products and systems within their specification clause library to allow Architects ease of specification through their NBS Plus interface. NBS clauses can be accessed via the technical resources area of the web site where a live NBS Feed is available at [NBS Plus Live Feed](#)

Our website has a wide choice of downloadable [Technical Drawings](#), and a large selection are also available either via [FastrackCAD](#), or as BIM objects on the [National BIM Library](#) and/or [BIMobject.com](#)

# NEWTON 322-SP

## Flexible Sealing Injection Resin

### CHOOSING THE CORRECT RESIN

Ensure you use the correct resin for the desired application. Some problems can only be solved by using a combination of products. To determine what product should be used in which situation, please consult the matrix on page two.

### METHOD OF APPLICATION

- Pressure injected by pump into packers secured into holes drilled into the substrate
- Pressure injected by pump into Newton 302 Injection Hose via ports within the system

### TRAINING & COMPETENCY OF USER

Newton 322-SP should only be used by those with an understanding of the requirement to waterproof retained structures and the knowledge and training to use the product as part of a coordinated approach to the waterproofing of the structure. In many cases this approach will also require further waterproofing products so as to achieve the desired internal environmental grade as defined within BS 8102:2009.

Newton 322-SP is a highly specialist injection waterproofing product that should only be installed by experienced and fully trained resin injection specialist companies.

### SPECIALIST TOOLS REQUIRED

- Hammer drill
- Drill bits for the size of the packers to be used and of sufficient length to reach just past the crack or void
- Single and two component polyurethane pumps

### ACCESSORIES

- Newton steel packers, Nipple-Head & Pan-Head in various sizes held in stock - Special sizes by request
- [Newton 340 EcoClean](#) - Injection pump flushing agent for the cleaning of non-cured resin within PU injection pumps during and directly after the injection operation and for leaving within the hose and hopper after final cleaning with Newton 341 PU Cleaner
- [Newton 341 PU Cleaner](#) - Cleaning agent for the removal of cured resin after the flushing through with Newton 340 EcoClean

### NEWTON 302 INJECTION HOSE

Please read the Newton 302 Injection Hose data sheet for installation instructions.

### CONSTRUCTION

Although Newton 322-SP is designed to seal leaks within large cracks and voids, it is not a repair product.

If the concrete is subject to spalling or is structurally not sound, it must be repaired so that the injected resin is confined, to allow the expansion of the resin to seal the water leaks.

The concrete must have the ability to withstand the forces exerted due to the very high swelling properties of the expanding foam.

### INSTALLATION TECHNIQUES

Ensure that the correct resin for the desired application is used. Some leaks can only be solved by using a combination of products. To determine the correct product or combination of products for each situation, please consult the relevant [Data Sheets](#).

Sealing of active leaks is usually a two stage process:

#### STAGE 1

[Newton 320-FP](#) is a fast-foaming, polyurethane injection resin that reacts with water to form a rigid and hydrophobic seal against water ingress and should be used to stem the water flow

#### STAGE 2

Once the water flow has been stemmed/stopped, Stage 2 sealing is carried out to permanently seal the leak.

Newton 322-SP penetrates deep into the substrate to permanently seal the leaks.

### PREPARATION

Remove all obstructions so that the area to be treated can be clearly seen and accessed so that the drilling patterns for the injection holes can be determined.

Clean the surface to remove dirt, debris and loose and friable material. Make repairs using [Newton 203-RM](#) as required.

### DRILLING

- Locate the rebar if possible and plan the pattern to minimize damage to the drill bit during drilling
- Drill with an angle of approximately 45° or less to the surface and towards the crack
- Ensure that the depth of the hole intersecting the crack passes close to and past the centre of the crack
- The distance of the drilled holes varies from 100 mm to 250 mm, according to the width of the crack (the wider the crack, the further apart the drill holes)

### INSTALL PACKERS

Place the packers in the holes so that the top of the rubber sleeve is below the concrete surface. Tighten the packer with a wrench or spanner to ensure that the packer is tightly fitted.

# NEWTON 322-SP

## Flexible Sealing Injection Resin

### SINGLE OR TWO-COMPONENT PUMP

With a two-component pump, Parts A and B are injected separately.

If a single component pump is used, the product must be mixed.

### MIXING & STIRRING

If using a single component pump, first mix the entire contents of the Part A and Part B containers thoroughly, ensuring the mixed product is used within its working time.

If using a two component pump, Part A and Part B will be mixed at the point of injection.

### FLUSHING OF THE PUMP

Flush the hopper, pump and lines to remove the Newton 340 Ecoclean that is within the pump from the previous cleaning. Dispose of in accordance with local waste regulations

### INJECTION OF THE RESIN

- Begin the injection at the lowest point on a vertical crack and the narrowest area on a horizontal surface
- Holding the pressure line allows the operator to feel the pump pulsations. If a pressure gauge is available, the pressure should be monitored and kept in a range suitable enough to allow a good flow of material
- When resin is directly emerging from the crack when starting to inject the first packer, pause for a few minutes so the resin can react with the water. The reacted resin will form a surface seal and will allow the injected resin to penetrate fully into the crack
- If the resin still emerges freely after the pause, stop pumping and apply a surface seal over the crack with rapid setting cement
- Proceed pumping until the resins emerges from the hole of the next packer
- Stop pumping, disconnect pressure line and proceed to the next packer
- Continue the procedure until the crack is completely filled

### POT LIFE & FURTHER USE

The working life of the mixed resin is approximately 60 minutes.

When used with a two-component pump and so not mixed, unused resin can be stored within the supplied and sealed container and must be used within six months of opening.

### REMOVING THE PACKERS

- Wait until all resin has reacted
- Remove packers according to standard procedure
- Close the drill hole with a fast-setting mortar
- Overflowing resin can be easily removed by scraping once cured

### CLEANING

Clean the pump and equipment every time there is a stop of more than 15 minutes using Newton 340 Ecoclean, or whenever necessary.

Once all works have been completed, the pump should be flushed with Newton 341 PU Cleaner in order to remove any cured product. Do not leave 341 PU Cleaner in the pump for long as it can damage the seals. Flushing as soon as possible with Newton 340 Ecoclean is therefore recommended, leaving some of the Newton 340 Ecoclean in the pump, hose and the hopper.

Dispose of in accordance with local waste regulations.

### STORAGE

Store in dry conditions with temperatures between +10°C and +30°C. Do not expose to freezing conditions.

### SHELF LIFE

12 months after production date in original, unopened and undamaged packaging.

Once opened, the shelf life is greatly diminished and the product should be used as soon as possible.

### HEALTH & SAFETY

Use appropriate PPE for the environment the system is installed within. Use products only as stated within this Data Sheet and the [Safety Data Sheet](#) which is available upon request from Newton Waterproofing Systems or via our website or mobile app. Please see contact details below.



- Avoid contact with the skin and eyes
- Wear safety glasses, gloves and overalls
- In case of contact with the eyes: wash with lots of water and seek medical attention
- In case of contact with the skin: wash with lots of water
- Absorb spilled product with sand and dispose of according to the local regulations
- Reacts with water. If contaminated by moisture, this may form CO2 gas pressure when contained.

**Warning:** If work is being carried out in a confined space a risk assessment must be carried out to ensure operative safety.



# NEWTON 322-SP

## Flexible Sealing Injection Resin

	 <p>Newton Waterproofing Systems Newton House 17-20 Sovereign Way Tonbridge Kent TN9 1RH</p>	<p>PC Leasinject 2K Flex 6811 LV Newton product: 322-SP EN 1504-5:2004 0749 Concrete injection product, ductile filling of cracks, in accordance with EN 1504-5:2004, category D, U(D1)W(1)(1/2/3)(5/30)</p>	
Essential characteristics	Declared Performance	Test Standard	Harmonised Technical Standard
Adhesion and elongation capacity	<p>Adhesion: On dry concrete: 1.30 N/mm<sup>2</sup> On wet concrete: 0.63 N/mm<sup>2</sup> On sand-based metal sheet: 3.59 N/mm<sup>2</sup> Elongation: &gt; 10%</p>	EN 12618-1	BS EN 1504-5:2004
Watertightness	$\geq 2 \times 10^5$ Pa	EN 14068	
Glass transition temperature	-35.2°C	EN 12614	
Workability	<p>Crack wide from 0.1mm State of moistness of the crack: dry, damp, wet</p>	EN 1771	
Durability - compatibility to concrete	Successful (lost deformation work < 20%)	EN 12637-1	
Corrosion behaviour	NPD		
Dangerous substances	In accordance with 5.4 of EN 1504-5:2004		
NPD: No Performance Declared			

Any specification/advice provided is only valid if used with products supplied by John Newton and Company Ltd (trading as Newton Waterproofing Systems). Newton Waterproofing Systems reserve the right to update product literature at any time. Please always refer to our [website](#) for the latest versions.