

System 900

NEWTON 901-P

Damp Tolerable Pre-Primer For Porous Surfaces

Rev 1.4 - 22 February 2021

PRODUCT CODE - 901-P

PRODUCT OVERVIEW

Newton 901-P is a two-part, solvent free, clear epoxy which is applied to damp and porous surfaces as a pre-primer prior to the application of [Newton 902-P](#), a DPM, vapour barrier and primer for newly placed, or damp, concrete and screed.

The high quality, epoxy formulation allows for application onto damp surfaces, whilst the low-viscosity penetrates deep into porous substrates to effectively seal the surface ready for the main primer application.

Newton 901-P is quick and simple to apply by brush or roller, and can be applied over cementitious screeds and concrete just 7 days after placement and is a key component of the [Newton NewSeal System](#) for the sealing, coating and protection of exposed screed and concrete surfaces.

APPLICATION



PROPERTIES

H - Hardness and Durability; E - Elasticity and Flexibility; V - Vapour Resistivity; C - Curing and Drying; W - Working Time



PACKAGING

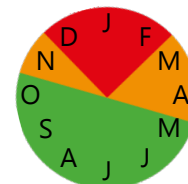


A & B components in two separate containers

COVERAGE



OUTDOOR SEASON



KEY BENEFITS

- Very damp-tolerable
- Can be applied to concrete and screed 7 days after placement
- Low viscosity
- Solvent free
- Excellent vapour barrier
- High-bond DPM that provides a barrier to vapour and to prevent osmotic blistering

METHOD OF APPLICATION

- Brush
- Short hair roller
- Squeegee (Application only, not finishing)

SUITABLE SUBSTRATE

Indoor or outdoor floors of correctly formed, compacted and prepared:

- Concrete of at least 7 days old
- Screed of at least 7 days old

TYPICAL APPLICATIONS

Pre-priming of damp or porous concrete and screed prior to the application of Newton 902-P DPM/primer.

- Podium decks
- Car parks
- Warehousing and storage
- Garages
- Plant rooms

SYSTEMS

Newton 901-P is a component of:

The **Newton NewSeal System** for the sealing, coating and protection of exposed screed and concrete surfaces that are subject to mechanical and chemical wearing agents from above and from dampness from below, and is suitable for use as a damp tolerable pre-primer, prior to the application of Newton 902-P DPM/primer.

ANCILLARY PRODUCTS

Newton 902-P.

NEWTON 901-P

Damp Tolerable Pre-Primer For Porous Surfaces

TECHNICAL DATA

Features	Result	Units				
Form – Two component	Low viscosity epoxy resin					
Colour	Clear					
Specific Gravity	1.05					
Weight (both components)	5.0	kg				
Yield per kg	0.9	litres				
Application rate - 1 st coat	0.25	kg/m ²				
Application rate - 2 nd coat if 902-P not used	0.25	kg/m ²				
Shelf life	12	Months				
Pot life @ 20°C & RH of 40%	15 to 20	Minutes				
Minimum application temperature - substrate	+5 (and rising)	°C				
Maximum application temperature - air	+30	°C				
Service temperature	-15 to +50	°C				
Odour	Ammonia smell when mixing					
VOC content	Below 100 g/litre	%				
Drying*	8°C	10°C	15°C	20°C	25°C	Units
Inter-coat adhesion window	15-48	13-40	12-30	11-28	9-24	Hours
To not be adulterated by light rain**	8	8	7	6	5	Hours
To not be adulterated by heavy rain**	14	12	11	10	8	Hours
Ready for temporary foot traffic	16	14	14	12	10	Hours
Cured Performance	Result	Units	Test Method			
Colour	Clear					
Membrane thickness***	0.18 - 0.23	mm				
Adhesion to concrete (>B2.0)	3.5	MPa	BS EN 13892-8			
Water vapour transmission rate – UK Perm	>1.0	g/m ² /24 hrs	EN 1504-2			
Water vapour diffusion resistance – S _d value	2.066	m	Calculated from UK Perm			
Water vapour diffusion resistance – μ value	9391	μ	Calculated from UK Perm			
Water vapour diffusion resistance	10.331	MNs/g	Calculated from UK Perm			
Reaction to fire classification – Not determined	F		Euroclass			

The above data, even if carried out according to regulated tests are indicative and they may change when specific site conditions vary. *Figures are influenced by humidity also and so are indicative. **The surface of the epoxy may be slightly blemished or slightly emulsified and may require a light mechanical sanding or wire brushing to remove this slight surface adulteration. The performance of the product is unaffected. ***Depending on substrate porosity.

SPECIFICATION

Newton Waterproofing Systems work in partnership with RIBA NBS who publish our products on [NBS Source](#). The platform integrates seamlessly into project workflows, providing all product data from Newton's NBS BIM Objects, NBS Plus Clauses and RIBA Product Selector into one single source of product information.

NBS Source also hosts a large selection of Newton [case studies](#), as well as product [literature and certifications](#).

A wide range of drawings are available [on our website](#).

SPECIALIST TOOLS REQUIRED

No specialist tools required.

LIFE EXPECTANCY

Life expectancy is equal to that of the surface it is applied to or the covering applied above.

TRAINING AND COMPETENCY OF THE USER

Newton 901-P should only be used by those with an understanding and experience in the use of two-part resins applied to floors.

PACKAGING

The product consists of two parts, A and B, both of which are measured and ready to be mixed:

- Part A (Tin of resin) 3.12 kg
- Part B (Tin of hardener) 1.88 kg

NEWTON 901-P

Damp Tolerable Pre-Primer For Porous Surfaces

APPLICATION RATE

Thickness of 0.18 - 0.23 (180 - 230 microns), depending on substrate porosity, which requires an application rate of 0.28 to 0.4 kg/m².

COVERAGE

To grit blasted and textured surfaces, approximately 2.5 m² per kg per coat for the first coat and up to 5 m² per kg per coat for the second coat. Coverage will vary according to the texture, porosity and evenness of the surface on which the 901-P is being applied.

NUMBER OF COATS REQUIRED

Only one coat of 901-P is required to seal or consolidate the surface ready for application of 902-P DPM.



MIXING

Newton Waterproofing supply the full range of [Collomix Mixing Equipment](#) that includes Hand Mixers, Stirrers, Mixing Stands, Buckets, Transport Carts and the Mixer Clean mixing bucket.

Newton 901-P can be mixed with the LX 90 stirrers, matched to the Xo 1 Hand Mixers. A Low-speed drill can also be used.

- Place the hardener (Part B) into the resin (Part A). Scrape the bottom and sides to that all of the hardener is placed into the resin
- Mix for two minutes using the LX 90 stirrer

APPLICATION

The surface which the 901-P is being applied onto can be damp but must be free from standing water. For calcium sulphate screeds, ensure the % RH is below 87.

Apply with roller or brush to a consistent thickness to give an even and smooth finish.

For best results, pour the mixed product onto the substrate in small quantities and quickly roller it out.

Alternatively, a squeegee can be used to place the product.

- Pour mixed material evenly within marked bays
- Use a squeegee to evenly distribute the product material over the specified area
- Check thickness with a wet film gauge
- Use a roller to ensure an even finish
- Brushes can be used for detailing

Wet film gauges are available from Newton Waterproofing by request.

DRYING TIMES

For curing/drying times please see Technical Data Table on page 2.

CONSTRUCTION

The construction should conform with current Building Regulations, British Standards and relevant Codes of Practice. New concrete and screed must be at least 7 days old.

SURFACE PREPARATION - CONCRETE FLOORS

With both new and existing concrete surfaces, the surface should be ground with floor grinding machines to remove laitance. Vacuum clean after grinding. All surface cracks should be repaired and filled.

In all cases the surface must be clean, and free from dust, laitance, oils, paints or other forms of contamination. Large holes or indentations should be filled with [Newton 203-RM](#).

SURFACE PREPARATION - SCREEDS

Surface laitance should be removed by light sanding with a suitable pad or disc. All dust must be removed by vacuum.

Newton 901-P may be applied to screeds with a moisture level of less than 87% RH. If the moisture level in the screed is above this, further drying must be carried out according to the manufacturer's instructions.

NEWTON 901-P

Damp Tolerable Pre-Primer For Porous Surfaces

POT LIFE & WORKING TIME

Newton 901-P has a working time of 30 minutes but a pot life of only 15-20 minutes. If the product is not used within 20 minutes, decant to smaller tins.

WARNING: Mixing of the hardener with the resin results in an exothermic chemical reaction. Leaving too much product in the tin for too long will result in the product and the tin becoming very hot.

NOTE: Although exothermic reaction is the main determinant of pot life, temperature will also have an effect, with the pot life reducing further in warmer and hotter conditions.



CLEANING

Wipe excess product from tools and equipment with a rag and then clean with xylene.

Hardened product can only be removed mechanically.

OVER-COATING

Application of Newton 902-P should be at 90° to the first coat and must be carried out within the inter-coat adhesion window confirmed on page 2.

If it is not possible to apply the Newton 902-P within that window, a mechanical key is required. This can be achieved by lightly abrading the surface of the 901-P. Please bear this in mind when planning the project.

If two coats of 901-P have been applied, the coating to be applied above the primer must also be applied within the inter-coat adhesion window. If this is not achieved, abrading or 100% broadcasting with kiln-dried sand, to create a mechanical key, will be required.

LIMITATIONS

The product is seasonal and it is unlikely that two full working days will be warm enough or dry enough for successful external application during December, January and February. Careful planning and some luck with the weather may allow for use in November, March and April.

Regardless of the time of year, do not apply prior to rain - please see information within the curing table on page 2.

Internal spaces may be space-heated to ensure the correct working temperature is achieved.

- Minimum substrate temperature must be of 5° C and rising
- Do not apply at temperatures higher than +30° C
- Do not apply if rain, mist, fog or cold weather are expected the day after application

WARNINGS

- Monitor the product in the tin to ensure it is not overheating
- Do not leave the tin upside down on the substrate

COLOUR

Clear.

STORAGE

Store in dry conditions at temperatures between 10° C and 30°C with containers fully sealed. Do not expose to freezing conditions.

If these conditions are maintained and the product packaging is unopened, then a shelf life of up to 12 months can be expected.

HEALTH & SAFETY



Product should only be used as directed. The Material Safety Data Sheet (SDS) should be carefully read prior to application of the material.

The SDS is available upon request from Newton Waterproofing or online via our web site. Please see contact details below.

Use appropriate PPE for the environment the system is installed within. Use products only as stated within this Data Sheet and SDS.

NEWTON 901-P

Damp Tolerable Pre-Primer For Porous Surfaces

				Newton Waterproofing Systems Newton House 17-20 Sovereign Way Tonbridge Kent TN9 1RH		901-P EN 13813:2002 Two component moisture tolerant epoxy resin primer. According to EN 13813: SR-B2.0	
Essential characteristics		Declared performance		Test standard		Harmonised Technical Standard	
Release of corrosive substances		SR		(EN 13813, 5.3.5)		EN 13813:2002	
Water permeability		NPD					
Wear resistance		NPD		EN 13892-4			
Bond strength		>B2.0		EN 13892-8			
Impact resistance		>IR10		EN ISO 6272			
Reaction to fire		NPD					
Sound absorption		NPD					
Thermal resistance		NPD					
Chemical resistance		NPD					

Any specification/advice provided is only valid if used with products supplied by John Newton and Company Ltd (trading as Newton Waterproofing Systems). Newton Waterproofing Systems reserve the right to update product literature at any time. Please always refer to our [website](http://www.newtonwaterproofing.co.uk) for the latest versions.